













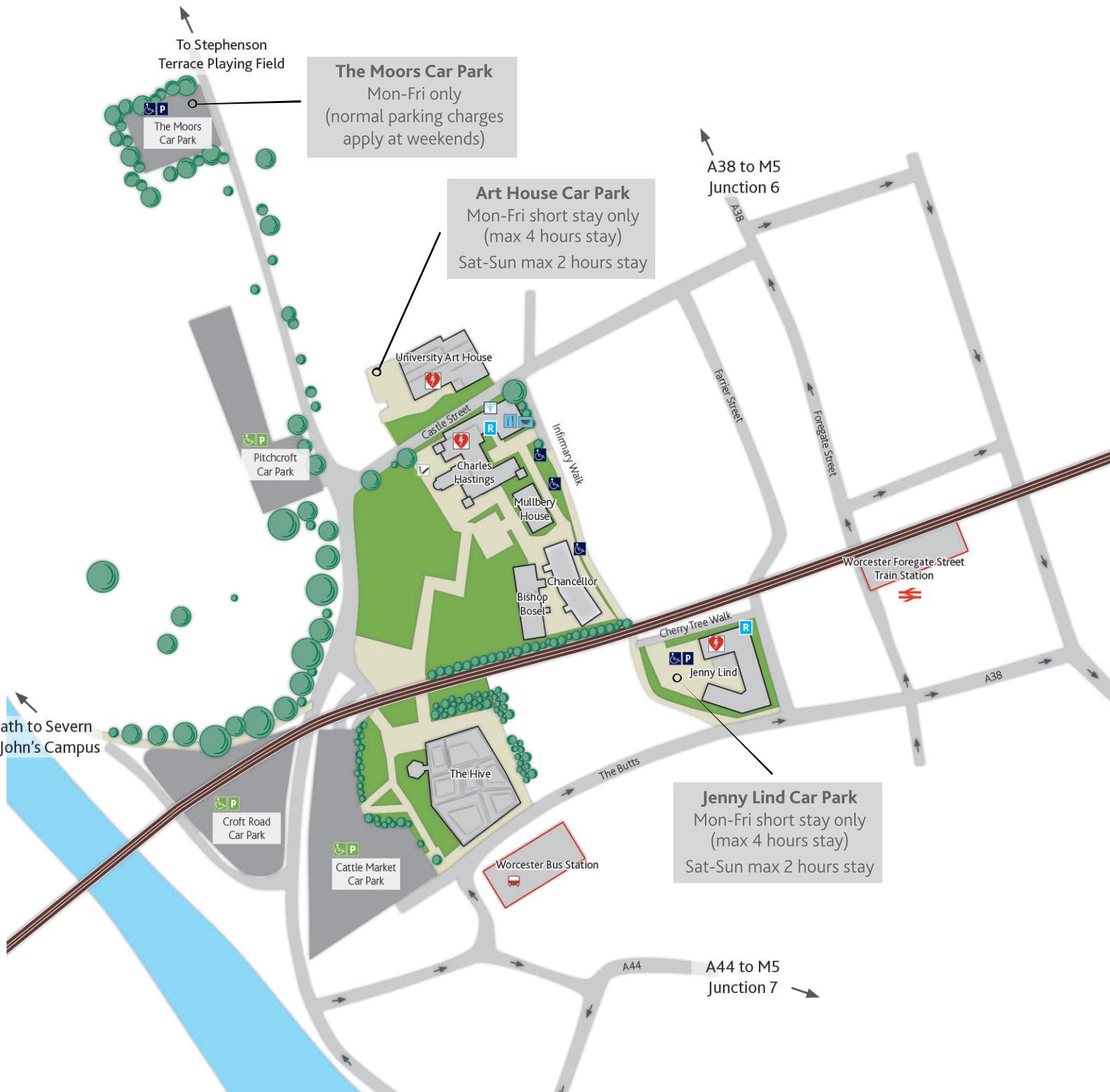
City Campus

WR1 3AS

01905 542444

www.worcester.ac.uk

-  Main reception
-  Car park
-  Disabled parking
-  Council car park
-  Coffee shop
-  Dining room
-  Drinking water fountain
-  Smoking area
-  Train station
-  Bus station
-  Bike pump
-  Defibrillator



The Moors Car Park
Mon-Fri only
(normal parking charges apply at weekends)

Art House Car Park
Mon-Fri short stay only
(max 4 hours stay)
Sat-Sun max 2 hours stay

Jenny Lind Car Park
Mon-Fri short stay only
(max 4 hours stay)
Sat-Sun max 2 hours stay

The Moors Car Park

Pitchcroft Car Park

Croft Road Car Park

Cattle Market Car Park

Worcester Bus Station

Footpath to Severn and St John's Campus

To Stephenson Terrace Playing Field

A38 to M5 Junction 6

A44 to M5 Junction 7